


# BMW 1 SERIES F20 DASH GECKO FILTER INSTALLATION

## DASH PHOTO:




## REQUIRED:

### GECKO CAN MODULE



## FOLLOW THIS INSTRUCTION STEP BY STEP:

1. Remove the DASH from the car, open it and separate boards like on PHOTO1.
2. First solder power lead cables like shown on PHOTO2.
3. **REMOVE COMPONENT CAREFULLY** and solder cables according to colors to the points on board as shown on PHOTO3.  
**! SAVE THE REMOVED COMPONENT UNTIL YOUR JOB IS COMPLETED !**
4. Make sure that the connection you made is safe and secure.
5. Set GECKO buttons as shown on PHOTO4.
6. Use silicone to mount GECKO CAN MODULE on DASH'S board.



**PHOTO 1:** Separate boards like shown on the photo above.


FOR MORE INFORMATION

Call **0034 983 359 787** or visit **[www.enigmatool.com](http://www.enigmatool.com)**


DIAGCARELECTRONICS S.L. Ebanistería 1A, 47610 Zaratán, Spain

# BMW 1 SERIES F20 DASH GECKO FILTER INSTALLATION


## VERSION 1



**PHOTO 2:** Solder cables according to the colors like shown on the photo above.



**PHOTO 3:** Solder cables according to the colors like shown on the photo above.



**PHOTO 4:** Set the filter buttons like shown on the photo above.


FOR MORE INFORMATION

Call **0034 983 359 787** or visit [www.enigmatool.com](http://www.enigmatool.com)


DIAGCARELECTRONICS S.L. Ebanistería 1A, 47610 Zaratán, Spain

# BMW 1 SERIES F20 DASH GECKO FILTER INSTALLATION

## VERSION 2



**PHOTO 1:** Solder cables according to the colors like shown on the photo above.



**PHOTO 2:** Set the filter buttons like shown on the photo above.

## LEGAL DISCLAIMER:

**DIAGCAR ELECTRONICS S.L. does not take any legal responsibility of illegal use of any information stored in this document. Copying, distributing or taking any action in reliance with the content of this information is strictly prohibited.**

FOR MORE INFORMATION

Call **0034 983 359 787** or visit [www.enigmatool.com](http://www.enigmatool.com)

DIAGCARELECTRONICS S.L. Ebanistería 1A, 47610 Zaratán, Spain