

## GECKO USER INSTRUCTIONS

**BMW K1200 GT, K1300 GT, R1200 RT - DASHBOARD**

**DASHBOARD EXAMPLE PICTURE:**

[www.vendocuadros.com](http://www.vendocuadros.com)



**PLEASE FOLLOW THIS INSTRUCTION STEP BY STEP:**

1. Remove the DASHBOARD from the bike and open it **VERY CAREFULLY!**
2. Unsolder 35080 EEPROM shown on PHOTO1 and make a **BACKUP COPY!**
3. Modify the EEPROM DATA using SUPER ERASER and ENIGMATOOL MENU.
4. Set GECKO FILTER buttons as shown on PHOTO2.
5. **REMOVE THE MARKED COMPONENT CAREFULLY** and solder cables according to colors to the points on board as shown on PHOTO3 and PHOTO4.

**! SAVE THE REMOVED COMPONENT UNTIL YOUR JOB IS COMPLETED !**

6. Make sure that the connection you made is safe and secure.
7. Use silicone to mount GECKO on DASH's board like shown on PHOTO5.

**GENERAL INFORMATION AND TECHNICAL SUPPORT ON:**

[WWW.VENDOCUADROS.COM](http://WWW.VENDOCUADROS.COM)

EMAIL: [info@vendocuadros.com](mailto:info@vendocuadros.com)

SKYPE: [salesenigmatool](https://www.skype.com/people/salesenigmatool)

[WWW.ENIGMACONTROL.COM](http://WWW.ENIGMACONTROL.COM)

EMAIL: [info@enigmacontrol.com](mailto:info@enigmacontrol.com)

SKYPE: [enigmatoolpeter](https://www.skype.com/people/enigmatoolpeter)


## GECKO USER INSTRUCTIONS

PHOTO1 > 35080 EEPROM LOCATION:

[www.vendocuadros.com](http://www.vendocuadros.com)



PHOTO2 > GECKO BUTTON SETTINGS:



GENERAL INFORMATION AND TECHNICAL SUPPORT ON:

[WWW.VENDOCUADROS.COM](http://WWW.VENDOCUADROS.COM)

[WWW.ENIGMACONTROL.COM](http://WWW.ENIGMACONTROL.COM)

EMAIL: [info@vendocuadros.com](mailto:info@vendocuadros.com)


EMAIL: [info@enigmacontrol.com](mailto:info@enigmacontrol.com)

SKYPE: [salesenigmatool](https://www.skype.com/people/salesenigmatool)


SKYPE: [enigmatoolpeter](https://www.skype.com/people/enigmatoolpeter)

## GECKO USER INSTRUCTIONS

### PHOTO3 > GECKO CABLES CONNECTION:



### PHOTO4 > GECKO CABLES CONNECTION:



### GENERAL INFORMATION AND TECHNICAL SUPPORT ON:

[WWW.VENDOCUADROS.COM](http://WWW.VENDOCUADROS.COM)

[WWW.ENIGMACONTROL.COM](http://WWW.ENIGMACONTROL.COM)

EMAIL: [info@vendocuadros.com](mailto:info@vendocuadros.com)

EMAIL: [info@enigmacontrol.com](mailto:info@enigmacontrol.com)

SKYPE: [salesenigmatool](https://www.skype.com/people/salesenigmatool)

SKYPE: [enigmatoolpeter](https://www.skype.com/people/enigmatoolpeter)

## GECKO USER INSTRUCTIONS

PHOTOS > GECKO CONNECTION EXAMPLE:



GENERAL INFORMATION AND TECHNICAL SUPPORT ON:

[WWW.VENDOCUADROS.COM](http://WWW.VENDOCUADROS.COM)

EMAIL: [info@vendocuadros.com](mailto:info@vendocuadros.com)

SKYPE: [salesenigmatool](https://www.skype.com/user/salesenigmatool)

[WWW.ENIGMACONTROL.COM](http://WWW.ENIGMACONTROL.COM)

EMAIL: [info@enigmacontrol.com](mailto:info@enigmacontrol.com)

SKYPE: [enigmatoolpeter](https://www.skype.com/user/enigmatoolpeter)